



# TAJWEED

*the easy way*

التجويد الميسر

Part 1





# TAJWEED

*the easy way*

التجويد المبسّر

Part 1

**Prepared by: Murshidah Razouq**

Former Head of Arabic Second Language  
English Academy School

**Edited by: Latifa N. Al-Saeed**

Former Head of Education  
Section - IPC Women's Affairs

**Revised by Eman Al-Saeed**

Former Tajweed Teacher  
Education Section - IPC Women's Affairs

Special Thanks and Gratitude to

**Sumaiya M Feroze**

# Preface

All praise is due to Allah, and may peace and blessings be upon His Prophet Muhammad, who was sent as a mercy to all mankind.

The Qur'an is the divine word of Allah and reciting it is an act of worship through which a Muslim earns immense rewards. Since observing the rules of recitation is an obligation for every reader of the Qur'an, Muslims must take great care to recite it correctly by applying the rules of **Tajweed**.

The purpose of **Tajweed** is to enable the reciter to pronounce every letter of the Qur'an accurately, giving it its proper articulation, qualities, and rights.

**Tajweed: The Easy Way** provides a simple and accessible starting point for anyone wishing to learn and apply the rules of Tajweed. It aims to make correct Qur'anic recitation easier and more achievable for all learners.

This book, **Tajweed, Part one**, introduces fundamental rules that form the foundation of correct recitation. It covers three key areas:

- Rules of Noon Sakinah and Tanween
- The types of Idgham
- The rules of Al-Madd (lengthening)

Through clear explanations and practical examples, this book aims to help students develop accuracy, confidence, and beauty in their recitation. May Allah make this effort beneficial and reward every reader who seeks to improve their recitation of His Book. We ask Allah to make this book a means of guidance for Muslims and to bless our efforts.

**Latifa Al Saeed**

# Table of Contents

<b>At-Tajweed</b>	7
<b>Preparation for Recitation</b>	9
Al-Istia'thah	9
Basmalah	10
Al-Ghunnah	12
Ruling of the stressed Noon and Meem with Shaddah	13
The Rules of Noon Sakinah and Tanween	16
Ith-haar	17
Idghaam	18
Iqlaab	21
Ikhfaa'	23
Noon sakinah and Tanween rules (table)	25
The Rules of Meem sakinah	28
Idghaam shafawi	28
Ikhfaa' shafawi	28
Ith-haar shafawi	29
Meem sakinah rules (table)	30
<b>Other types of Idghaam</b>	34
<b>Idghaam Laam Shamsiyyah and Ith-haar Laam Qamariyyah</b>	41
<b>Al-Medd</b>	45
The Original Medd	46
The Secondary Medd	49
Medd due to Hamza	49
Medd due to Sukoon	51
Al-Medd (table)	54

# At-Tajweed

## التجويد

### What is Tajweed?

**Tajweed** is of the highest of knowledge because it relates to Quran Kareem, the miracle of Allah ﷻ. Tajweed is to recite Quran Kareem as it was revealed to the Prophet Muhammad ﷺ. Muslims should learn and teach it to their children, because reciting Quran with Tajweed is Fardh Ay'n; which means that it is an obligation on every Muslim.

Tajweed: is giving every letter its right of pronunciation and special characteristics.

### What is the rule of the knowledge of Tajweed?

The knowledge of the rules of tajweed is:

**Fardh Kifayah** (فرض كفاية) which means that some members of the Muslim community must know it, but reciting according to the rules of tajweed is:

**Fardh a'yn** (فرض عين) which means that it is required from each individual Muslim.

## Activities

1- Complete the definition of Tajweed with suitable words from the following list:

reciting - characteristics - giving - right - rules

Tajweed means ..... the Quran as it was revealed to the Prophet Muhammad ﷺ.

It is .....every letter its .....of pronunciation and special .....

2- Two of the following statements are true. Will you please tick them:

- Reciting Quran Kareem according to the rules of Tajweed is not required from every Muslim. ( )
- Tajweed is to recite Quran as it was revealed to Muhammad ﷺ. ( )
- Quran Kareem is the Miracle of Allah. ( )
- Studying the rules of Tajweed is Fardh 'Ayn. ( )

## Preparation for recitation

Before reciting Quran Kareem, we should have the correct intention seeking the acceptance and pleasure of Allah ﷻ. It is preferable to be in a state of Wudhu', if possible.

A manner of respect and politeness should be observed before reciting the Words of Allah ﷻ.

### Al Istia'thah (الاستعاذة)

Al istia'thah is asking refuge or protection in Allah from Shaitan the rejected.

Allah ﷻ says:

فَإِذَا قَرَأْتَ الْقُرْآنَ فَاسْتَعِذْ بِاللَّهِ مِنَ الشَّيْطَانِ الرَّجِيمِ

"And when you read the Quran seek refuge in Allah from the rejected Satan" [16: 98]

So, anyone who intends to recite Quran should begin with:


أعوذ بالله من الشيطان الرجيم

Whether starting from the beginning of a surah or from any other point.

#### Ruling of Al istia'thah

It is obligatory (fardh) to say istia'thah at the beginning of reciting a surah or from any other point of a surah.

## Al Basmalah (البسمة)

Every Surah in the Quran (mus-haf) starts with basmalah (البسمة)   
So the reader of Quran should say it at the beginning of every surah.



بِسْمِ اللَّهِ الرَّحْمَنِ الرَّحِيمِ  
وَالْتِّينِ وَالزَّيْتُونِ ۝ وَطُورِ سِينِينَ ۝ وَهَذَا الْبَلَدِ الْأَمِينِ ۝  
لَقَدْ خَلَقْنَا الْإِنْسَانَ فِي أَحْسَنِ تَقْوِيمٍ ۝ ثُمَّ رَدَدْنَاهُ أَسْفَلَ سَفَلِينَ  
إِلَّا الَّذِينَ آمَنُوا وَعَمِلُوا الصَّالِحَاتِ فَلَهُمْ أَجْرٌ غَيْرُ مَمْنُونٍ ۝  
فَمَا يُكَذِّبُكَ بَعْدَ الْإِيمَانِ ۝ أَلَيْسَ اللَّهُ بِأَحْكَمَ الْحَاكِمِينَ ۝

Except for Surat At-Tawbah (سورة التوبة) which does not begin with Basmalah.



بَرَاءَةٌ مِنَ اللَّهِ وَرَسُولِهِ إِلَى الَّذِينَ عَاهَدْتُمْ مِنَ الْمُشْرِكِينَ ۝  
فَسِيحُوا فِي الْأَرْضِ أَرْبَعَةَ أَشْهُرٍ وَاعْلَمُوا أَنَّكُمْ غَيْرُ مُعْجِزِي  
اللَّهِ وَأَنَّ اللَّهَ مُخْزِي الْكَافِرِينَ ۝ وَأَذِّنْ مِنَ اللَّهِ وَرَسُولِهِ ۝

But if the reader starts his recitation from the middle of the Surah, then it is optional (ja'iz), he has the choice to say basmalah or not.

### Ruling of Al basmalah

It is obligatory (Fardh) to say basmalah at the beginning of a surah and it is optional to say it at the middle of the surah.

## Activities

### 1- Complete the following with the suitable rule:

(fardh - optional)

1- The rule of saying أعوذ بالله من الشيطان الرجيم when intending to recite Quran Kareem is.....

2- The rule of saying Basmalah بِسْمِ اللَّهِ الرَّحْمَنِ الرَّحِيمِ if you begin reciting in the middle of the Surah is.....

3-The rule of Basmalah بِسْمِ اللَّهِ الرَّحْمَنِ الرَّحِيمِ at the beginning of every Surah except Surat at-Tawbah is.....

---

### 2- Complete the Istia'thah and Basmalah:

..... أعوذ بالله  
..... بِسْمِ اللَّهِ

---

#### Teacher's Note:

Learners should practice saying the Isti'athah and the Basmalah.

## Al - ghunnah

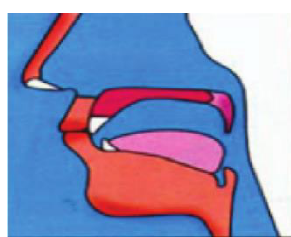
### الغنة

#### What is Al ghunnah?

Al ghunnah is a nice sound which emerges from the nasal passage (Al khaishoom الخيشوم) without any function of the tongue. It is a characteristic of two letters : noon and meem.

(م ، ن)

With these two letters, ghunnah is emitted from the nose because the flow of the sound cannot come from the mouth.



م

In the case of م, it is blocked by the lips



ن

In the case of ن, it is blocked by the tongue

Circle the place of the blocking of the sound

---

#### Teacher's Note:

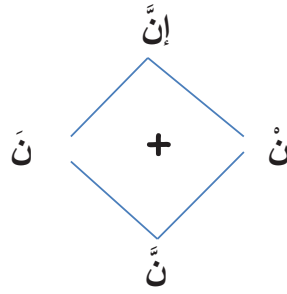
Learners should practice saying the two letters م and ن

## Ruling of stressed noon and meem

أحكام النون والميم المشددين ن - م

### What is a stressed letter حرف مشدد

Shaddah consists of two letters, the first letter is sakin, it has sukoon on it, while the second letter has a vowel on it (fatha, dhamah or kasrah). These letters are joined into one stressed letter.



If meem or noon is mushaddah (that has shaddah on it) the reader must do ghunnah 2 counts on it (2 harakah ).

The م and ن are stressed because they are at the first level of the ghunnah, that is why they are stressed and are given more time.

### Examples:

[ 83: 22 ] إِنَّ الْأَبْرَارَ لَفِي نَعِيمٍ

[ 78: 1 ] عَمَّ يَتَسَاءَلُونَ

[ 114: 6 ] مِنَ الْجَنَّةِ وَالنَّكَاسِ

Circle the place of the Noon and Meem mushaddadah

If you put a piece of paper under the opening of your nose, you can feel the flow of the air from the nose.



### Teacher's Note:

For more examples, the teacher can refer to the surahs at the end of the book.

## Surah an-Naas (114)



بِسْمِ اللَّهِ الرَّحْمَنِ الرَّحِيمِ  
قُلْ أَعُوذُ بِرَبِّ النَّاسِ ﴿١﴾ مَلِكِ النَّاسِ ﴿٢﴾ إِلَهٍ  
النَّاسِ ﴿٣﴾ مِنْ شَرِّ الْوَسْوَاسِ الْخَنَّاسِ ﴿٤﴾ الَّذِي  
يُوسَّوِسُ فِي صُدُورِ النَّاسِ ﴿٥﴾  
مِنَ الْجِنَّةِ وَالنَّاسِ ﴿٦﴾

Circle the place of  
the Noon and Meem  
mushaddadah

## Surah at-Takathur (102)

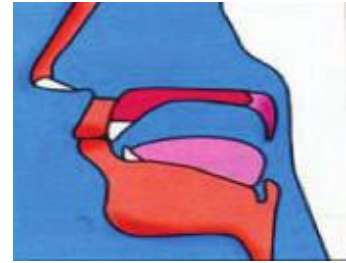


بِسْمِ اللَّهِ الرَّحْمَنِ الرَّحِيمِ  
أَلْهَكُمُ التَّكَاثُرُ ﴿١﴾ حَتَّى زُرْتُمُ الْمَقَابِرَ ﴿٢﴾ كَلَّا سَوْفَ  
تَعْلَمُونَ ﴿٣﴾ ثُمَّ كَلَّا سَوْفَ تَعْلَمُونَ ﴿٤﴾ كَلَّا لَوْ تَعْلَمُونَ  
عِلْمَ الْيَقِينِ ﴿٥﴾ لَتَرَوُنَّ الْجَحِيمَ ﴿٦﴾ ثُمَّ لَتَرَوُنَّهَا  
عَيْنَ الْيَقِينِ ﴿٧﴾ ثُمَّ لَتَسْأَلُنَّ يَوْمَئِذٍ عَنِ النَّعِيمِ ﴿٨﴾

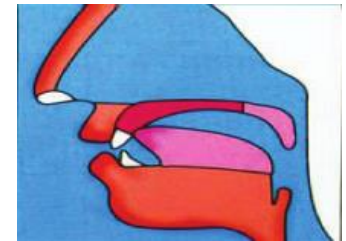
## Activities

1- Match the picture with the letter:

(ن)



(م)



2- Fill in the blanks:

a) Ghunnah comes from the nose because the flow of the sound is blocked by the..... in the case of the letter ن and by the ..... in the case of the letter م.

b) The duration of ghunnah is..... harakah.

3-Find examples from the Mus-haf for the following:

a) Ghunnah on Noon mushaddadah: .....

.....

b) Ghunnah on Meem mushaddadah: .....

.....

# The Rules of Noon Sakinah and Tanween

## أحكام النون الساكنة والتنوين

### What is noon sakinah?

Noon Sakinah: is a noon ( ن ) with sukoon, free from any vowel (fatha, dhammah or kasrah).

### What is tanween?

Tanween: is a noon pronounced but not written. Its sign is double fathah, double dhammah or double kasrah, and it occurs at the end of nouns only; such as:-

بيتٌ بيتٍ بيتاً

There are four rules of tajweed for noon sakinah and tanween :

Ith-haar	( الإظهار )	clarity
Idghaam	( الإدغام )	merging
Ikhfaa'	( الإخفاء )	hiding
Iqlaab	( الإقلاب )	changing

## Ith-haar الإظهار

Ith-haar: means clarity. If one of the following six letters:

( أ ه ع ح غ خ )

immediately follows noon sakinah or tanween, then the noon sakinah should be read very clearly without ghunnah.

The Ith-haar letters are at the beginning of each word in the following sentence in red: ( أَخِي هَاكَ عَلِمًا حَازَهُ غَيْرُ خَاسِرٍ )

eg: [ 1: 7 ] صِرَاطَ الَّذِينَ أَنْعَمْتَ عَلَيْهِمْ غَيْرِ الْمَغْضُوبِ  
[ 96: 2 ] مِنْ عَلَقٍ  
[ 39: 36 ] مِنْ هَادٍ  
[ 92: 19 ] وَمَا لِأَحَدٍ عِنْدَهُ مِنْ نِعْمَةٍ تُجْزَىٰ

The sign of Ith-haar in the Mus-haf with noon sakinah is sukoon above noon. نْ

eg: [ 96: 2 ] خَلَقَ الْإِنْسَانَ مِنْ عَلَقٍ  
[ 108: 2 ] فَصَلِّ لِرَبِّكَ وَأَنْحَرِ

Circle the place  
of the Ith-haar

The sign of Ith-haar in the Mus-haf with tanween is double (kasra – fatha or dhummah) above each other

eg: [ 97: 5 ] سَلَّمَ هِيَ حَتَّىٰ مَطَلَعِ الْفَجْرِ  
[ 84: 24 ] فَبَشِّرْهُمْ بِعَذَابٍ أَلِيمٍ  
[ 99: 7 ] فَمَنْ يَعْمَلْ مِثْقَالَ ذَرَّةٍ خَيْرًا يَرَهُ  
[ 41: 8 ] أَجْرٌ غَيْرُ مَمْنُونٍ

### Teacher's Note:

Learners should circle the place of Ith-haar, refer to the Surahs at the end of the book

# Al Idghaam الإدغام

Idghaam: means merging. If one of the following six letters:

( ي ر م ل و ن )  
grouped in one word (يرملون)

immediately follows noon ( ن ) or tanween ( ——— ), then the noon merges into the other letter. The sign of idghaam in the Mus-haf is noon free of any sign over it and the signs of tanween appear following each other. Idghaam only takes place between two words not within one word.

Idghaam is of two types:

1- Idghaam with ghunnah إدغام بغنة ( ي ن م و )

2-Idghaam without ghunnah إدغام بغير غنة ( ر ل )

1-Idghaam with ghunnah إدغام بغنة

When noon and tanween merge into ( ي ن م و ) it is called idghaam with ghunnah eg:

[111:1] تَبَّتْ يَدَا أَبِي لَهَبٍ وَتَبَّ

[86:10] فَمَا لَهُ مِنْ قُوَّةٍ وَلَا نَاصِرٍ

[98: 2] رَسُولٌ مِّنْ أَللّٰهِ يَتْلُو صُحُفًا مُّطَهَّرَةً

[84:8] فَسَوْفَ يَحَاسِبُ حِسَابًا يَّسِيرًا

Circle the place  
of the Idghaam

## 2-Idghaam without ghunnah إدغام بدون غنة

When noon and tanween merge completely into ( ر ل ) it is called idghaam without ghunnah

- eg: [ 104: 1 ] وَيَلِّ لِكُلِّ هَمَزَةٍ لُّمَزَةٍ  
[ 85: 16 ] فَعَالَ لِمَا يُرِيدُ  
[ 81: 25 ] وَمَا هُوَ بِقَوْلِ شَيْطَانٍ رَّجِيمٍ  
[ 7: 3 ] مِّن رَّبِّكُمْ

Circle the place of the Idghaam

### Important:

If the letters of Idghaam follow noon sakinah within a word, then the rule of Idghaam is not followed, rather noon is pronounced clearly without ghunnah (full Ith-haar) إظهار مطلق. This occurs in four words in Quran Kareem: **صنوان – الدنيا – بنيان – قنوان**

eg:

- [ 13 : 4 ] صُنَّوَانٌ وَعَيْرُ صُنَّوَانٍ يُسْقَى بِمَاءٍ وَحَدِيدٍ وَنُفِضِلُ بَعْضَهَا عَلَى بَعْضٍ فِي الْأَكْلِ إِنَّ فِي ذَلِكَ لَآيَاتٍ لِّقَوْمٍ يَعْقِلُونَ

- [ 2 : 201 ] رَبَّنَا إِنَّا أَلَيْنَا فِي الدُّنْيَا حَسَنَةً وَفِي الْآخِرَةِ حَسَنَةً وَقِنَا عَذَابَ النَّارِ

- [ 61 : 4 ] كَانَهُمْ بَنِينَ مَّرْصُومًا

- [ 6 : 99 ] وَمِنَ النَّخْلِ مِن طَلْعِهَا قِنْوَانٌ دَانِيَةٌ

Circle the place of the words of Ith-haar Mutlaq

### Teacher's Note:

Learners should find the place of Idghaam which is to be checked by the teacher.

## Activities

### 1- True or False:

- Tanween followed by waw: the rule is Idghaam with ghunnah ( )
- Noon Sakinah followed by Ha': the rule is Ith-haar ( )
- Tanween followed by Laam: the rule is idghaam with ghunnah ( )

### 2- Choose the correct answer:

Underline the noon sakinah / Tanween and circle the rulings in the verses given below

A- [ 98: 2 ] رَسُوْلٌ مِّنْ اَللّٰهِ يَنْتَلُوْا صَحٰفًا مَّطٰهَرَةً

(Ith-haar - idghaam with ghunnah - idghaam without ghunnah)

B- [ 112: 4 ] وَلَمْ يَكُنْ لَّهٗ كُفُوًا اَحَدٌ

(Ith-haar - idghaam with ghunnah - idghaam without ghunnah)

C- [ 88: 8 ] وُجُوْهُ يَوْمَئِذٍ نَّاعِمَةٌ

(Ith-haar - idghaam with ghunnah - idghaam without ghunnah)

D- [ 108: 2 ] فَصَلِّ لِرَبِّكَ وَاَنْحَرْ

(Ith-haar - idghaam with ghunnah - idghaam without ghunnah)

E- [ 87: 5 ] فَجَعَلَهُ غٰثًا اَحْوٰى

(Ith-haar - idghaam with ghunnah - idghaam without ghunnah)

F- [ 89: 19 ] وَتَاْكُلُوْنَ اَلْثَرٰثَ اَكْلًا لَّمًّا

( Ith-haar - idghaam with ghunnah - idghaam without ghunnah )

---

**Teacher's Note:** let the learners practice the activities themselves without the help of the teacher.

## Al Iqlaab

### الإقلاب

Iqlaab means changing. It refers to the changing of noon sakinah and tanween into meem (م). This occurs when noon or tanween is followed by the letter ba (ب) in the same word or between two words. Some copies of Quran use a small meem symbol (م) over the noon as a reminder of its pronunciation. It is then subjected to the rule of Ikhfaa'a and ghunnah should be observed.

#### Steps to apply the rule of Iqlaab

1. Changing the sound of noon sakinah or tanween into meem.
2. Making Ikhfaa'a to the meem while ghunnah must be observed. (apply ghunnah for 2 counts)
3. Close your lips softly but do not press them to avoid pronouncing the meem like in meem Mushaddad.

#### Iqlaab with noon sakinah in two words:

eg:

[ 92: 8 ] وَأَمَّا مَنْ بَخِلَ وَاسْتَغْنَىٰ

[ 19: 59 ] مِنْ بَعْدِهِمْ

[ 72: 13 ] فَمَنْ يُؤْمِنُ بِرَبِّهِ

Circle the place  
Of the Iqlaab

### Iqlaab with noon sakinah in one word:

eg:

[ 91: 12 ]

إِذْ أَنْبَعَثَ أَشْقَاهَا

[ 80: 27 ]

فَأَبْتَنَّا فِيهَا حَبًّا

[ 66: 3 ]

أَبْنَاكَ

Circle the place  
Of the Iqlaab

### Iqlaab with tanween:

eg:

[ 80: 16 ]

كِرَامٍ بَرَرَةٍ

[ 50: 7 ]

زَوْجٍ بِهَيْجٍ

[ 69: 4 ]

وَعَادُ بِالْقَارِعَةِ

### The sign of Iqlab in Mushaf:

م with noon sakinah or tanween.

## Al Ikhfaa'

### الإخفاء

Ikhfaa'a means hiding or covering. The fifteen letters which are not included in ith-haar, idghaam or iqlaab are the letters of Ikhfaa'a', they are:

ت ث ج د ذ ز س ش ص ض ط ظ ف ق ك

The Ikhfaa'a' letters are found at the beginning of each word in the following verse of the poem in red:

صِفْ ذَا ثَنَا كَمْ جَادَ شَخْصٌ قَدْ سَمَا      دُمٌ طَيِّبًا زِدْ فِي ثَقَى ضَعُ ظَالِمًا

Ikhfaa'a' means pronouncing noon and tanween in a way between ith-aar and idghaam with ghunnah. In Ikhfaa'a the noon is not merged but only hidden; there is no shaddah over the letter of Ikhfaa'a' as in idghaam. The correct pronunciation is obtained by placing the tongue in a position of readiness to articulate the letter following noon while holding the ghunnah for two counts. The tip of the tongue should not touch the upper part of the mouth during the ghunnah, otherwise noon will be pronounced. The sign of ikhfaa'a' with noon sakinah in Mushaf is noon free of sukoon. The sign of ikhfaa'a' with tanween is tanween following each other, (the next letter comes free of shaddah).

ikhfaa' with noon sakinah

eg: [ 109: 5 ]      وَلَا أَنْتُمْ عَابِدُونَ مَا أَعْبُدُ

[ 86: 5 ]      فَلْيَنْظُرِ الْإِنْسَانُ مِمَّ خُلِقَ

[ 101: 6 ]      فَأَمَّا مَنْ ثَقُلَتْ مَوَازِينُهُ

[ 105: 4 ]      تَرْمِيهِمْ بِحِجَارَةٍ مِّن سِجِّيلٍ

[ 91: 9 ] قَدْ أَفْلَحَ مَنْ زَكَّاهَا

[ 113: 2 ] مِنْ شَرِّ مَا خَلَقَ

[ 106: 4 ] الَّذِينَ أَطْعَمَهُمْ مِنْ جُوعٍ وَءَامَنَهُمْ مِنْ خَوْفٍ

[ 107: 5 ] الَّذِينَ هُمْ عَنْ صَلَاتِهِمْ سَاهُونَ

[ 101: 5 ] وَتَكُونُ الْجِبَالُ كَالْعِهْنِ الْمَنْفُوشِ

[ 97: 4 ] نَزَّلَ الْمَلَكُ الْكَلِمَةَ وَالرُّوحُ فِيهَا بِإِذْنِ رَبِّهِمْ مِنْ كُلِّ أَمْرٍ

Circle the place of  
the Ikhfaa'a

### Ikhfaa'with tanween:

[ 98: 3 ] فِيهَا كُنُبٌ قِيَمَةٌ

[ 73: 10 ] وَأَهَجْرَهُمْ هَجْرًا جَمِيلًا

[ 111: 3 ] سَيَصْلَىٰ نَارًا ذَاتَ لَهَبٍ

[ 89: 21 ] كَلَّا إِذَا دُكَّتِ الْأَرْضُ دَكًّا دَكًّا

## Noon sakinah and Tanween rules

Name of the rule

Ith-haar

Idghaam

Iqlaab

Ikhhfaa'

Definition

Making apparent  
Pronouncing noon  
clearly without  
Ghunnah

Inserting one thing into another  
Merging one consonant into the  
following letter so that it  
becomes one as the second letter  
has shaddah that indicates it

Changing or turning  
Changing noon  
sakinah into meem  
with the rule of Ikhhfaa  
for the meem

Hiding or covering.  
Noon is pronounced  
between Ith-haar and  
Idghaam. Its not  
merged, only hidden

Letters

أ - ه - ع - ج - غ - خ

Idghaam with Ghunnah:  
ي ن م و  
Idghaam without ghunnah:  
ل ر

ب

ت - ث - ج - د - ذ - ز - س  
ش - ص - ض - ط - ظ -  
ف - ق - ك

Examples

In 1 word:  
ينهنه - منخنة  
In 2 words:  
من هاد - ومن حيث  
In tanween:  
كفراً أحد - غاسق إذا

In 2 words only:  
With ghunnah: وزانهم  
Without Ghunnah:  
من أنن - ظفور رحيم

In 1 word:  
الانبياء  
In 2 words:  
من بعد - سميع بصير

In 1 word  
أنت - أنثى  
In 2 words:  
فانصب - عملا صالحا

## Activities

### 1- Match the following:

- a- Ikhfaa' ( ) Changing  
b- Ith-haar ( ) Hiding  
c- Iqlaab ( ) Clarity  
d- Idghaam ( ) Merging

### 2- Circle the correct answer and underline the noon sakinah or Tanween and circle the place of the rule in the verse:

a- [ 94: 2 ]

وَوَضَعْنَا عَنكَ وِزْرَكَ

(Ikhfaa' - Idghaam with ghunnah - Idghaam without ghunnah -Iqlaab - Ith-haar)

b- [ 101: 8 ]

وَأَمَّا مَنْ خَفَّتْ مَوَازِينُهُ

(Ikhfaa' - Idghaam with ghunnah - Idghaam without ghunnah -Iqlaab - Ith-haar)

c- [ 94: 7 ]

فَإِذَا فَرَغْتَ فَانصَبْ

(Ikhfaa' - Idghaam with ghunnah - Idghaam without ghunnah -Iqlaab - Ith-haar)

d- [ 111: 1 ]

تَبَّتْ يَدَا أَبِي لَهَبٍ وَتَبَّ

(Ikhfaa' - Idghaam with ghunnah - Idghaam without ghunnah -Iqlaab - Ith-haar)

e- [ 104: 4 ]

كَلَّا لَيُنْبَذَنَّ فِي الْحُطَمَةِ

(Ikhfaa' - Idghaam with ghunnah - Idghaam without ghunnah -Iqlaab - Ith-haar)

f- [ 96: 15 ]

لَنَسْفَعًا بِالنَّاصِيَةِ

(Ikhfaa' - Idghaam with ghunnah - Idghaam without ghunnah -Iqlaab - Ith-haar)

**3- Find some examples from the Mus-haf for the following:**

a) Ikhfaa':.....

b) Idghaam with ghunnah: .....

c) Idghaam without ghunnah: .....

d) Iqlaab: .....

e) Ith-haar: .....

# The Rules of Meem sakinah

## أحكام الميم الساكنة

The definition of meem sakinah: it is a meem free from any vowel, and which has a fixed sukoon when continuing reading or when stopping. Meem is among the letters whose makhraj is between the lips. Therefore, when referring to the rules applying to meem sakinah (م), the word shafawi meaning "labial" is used because meem emerges from the lips. There are three rules which apply to meem sakinah:

### 1-Idghaam shafawi إدغام شفوي

When meem sakinah is followed by another voweled meem, it is merged into it with shaddah. Ghunnah must be observed for two counts (2 harakah) while the lips remain closed. This is also called Idghaam .

al- Mutamathilain (identical letters) (إدغام المتماثلين) (م + م)

eg: [ 36: 14 ]

فَقَالُوا إِنَّا إِلَيْكُمْ مُّرْسَلُونَ

[ 106: 4 ]

الَّذِي أَطْعَمَهُمْ مِنْ جُوعٍ وَءَامَنَهُمْ مِنْ خَوْفٍ

[ 74: 31 ]

فِي قُلُوبِهِمْ مَرَضٌ

Circle the place of the Idghaam shafawi

### 2-Ikhfaa' shafawi إخفاء شفوي

If the letter ba (ب) follows meem sakinah, then we should hide the meem and pronounce it with ghunnah. Here the lips should not be closed during ghunnah, to avoid making the meem apparent. (م + ب)

eg: [ 105: 4 ] تَرْمِيهِمْ بِحِجَارَةٍ مِنْ سِجِّيلٍ

[ 100: 11 ] إِنَّ رَبَّهُمْ بِهِمْ يَوْمَئِذٍ لَخَبِيرٌ

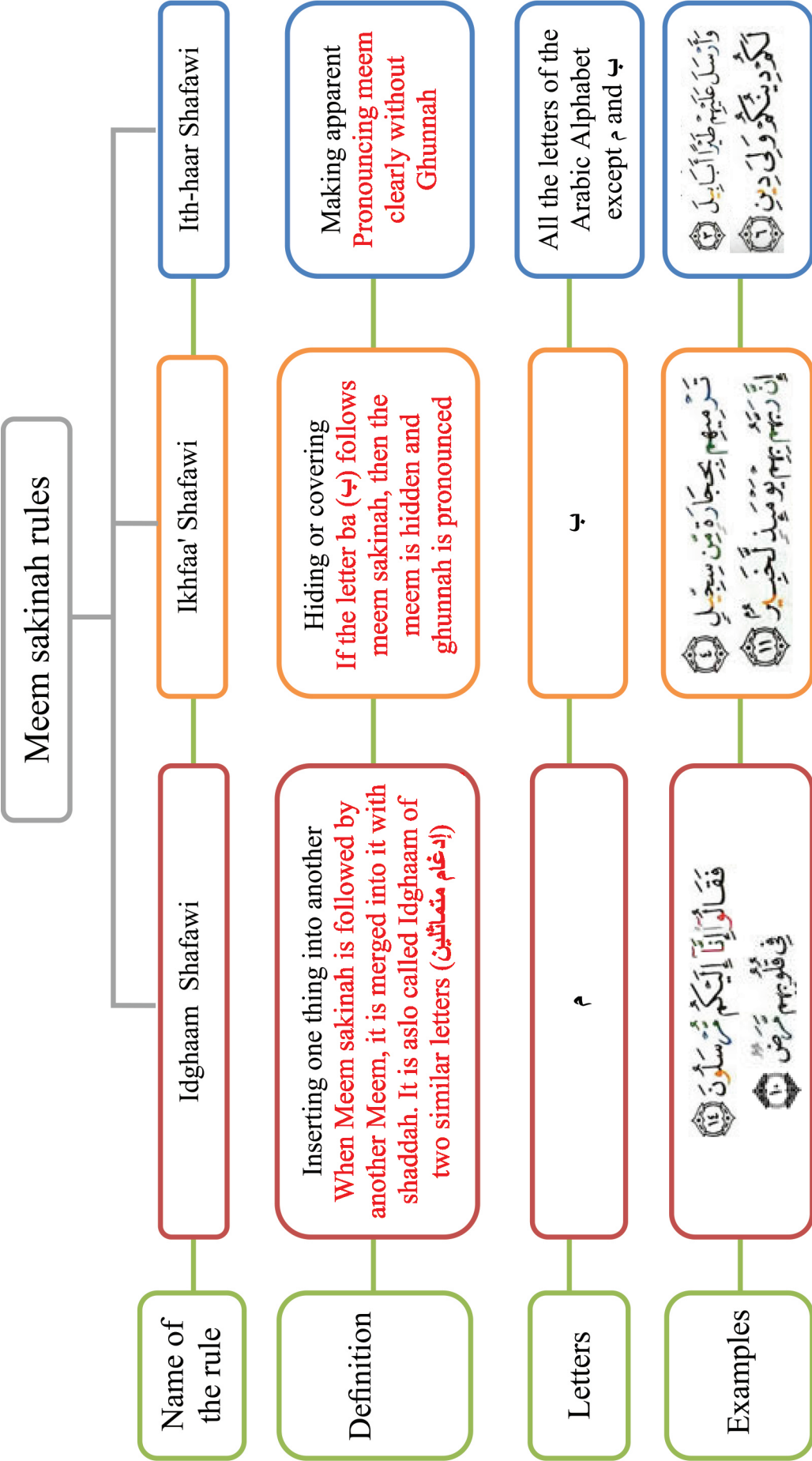
Circle the place of the Ikhfaa' shafawi

### 3-Ith-haar shafawi إظهار شفوي

When meem sakinah مّ is followed by any letter other than meem and ba, it is pronounced with Ith-haar, i.e. distinctly and separately and without ghunnah. Special emphasis should be given to Ith-haar when it is followed by the letters fa ( ف ) or waw ( و ), since they both emerge close to the place of meem and must be distinguished clearly from ba which causes Ikhfaa'a'.

- eg: [ 105: 3 ] وَأَرْسَلَ عَلَيْهِمْ طَيْرًا أَبَابِيلَ
- [ 109: 6 ] لَكُمْ دِينُكُمْ وَلِيَ دِينِ
- [ 94: 1 ] أَلَمْ نَشْرَحْ لَكَ صَدْرَكَ
- [ 93: 6 ] أَلَمْ يَجِدْكَ يَتِيمًا فَآوَى
- [ 92: 4 ] إِنَّ سَعْيَكُمْ لَشَتَّى
- [ 90: 8 ] أَلَمْ نَجْعَلْ لَهُ عَيْنَيْنِ
- [ 95: 6 ] إِلَّا الَّذِينَ آمَنُوا وَعَمِلُوا الصَّالِحَاتِ فَلَهُمْ أَجْرٌ غَيْرُ مَمْنُونٍ
- [ 105: 5 ] فَجَعَلَهُمْ كَعَصْفٍ مَّأْكُولٍ
- [ 107: 5 ] الَّذِينَ هُمْ عَنْ صَلَاتِهِمْ سَاهُونَ
- [ 2: 25 ] وَهُمْ فِيهَا خَالِدُونَ
- [ 1: 7 ] عَلَيْهِمْ وَلَا الضَّالِّينَ

Circle the place  
of the  
Ith - haar shafawi



## Activities

### 1- Complete

The letter of Ikhfaa'a shafawi is.....

The letter of Idghaam shafawi is.....

The letters of Ith-haar shafawi are.....

### 2- Find some examples from the Mus-haf for the following:

a) Ikhfaa'a shafawi:.....

b) Ith-haar shafawi: .....

c) Idghaam shafawi: .....

### 3- Match the following:

(1) Ith-haar ( الإظهار )

( ) it is a meem free from any vowel

(2) Idghaam ( الإدغام )

( ) it is a noon free from any vowel

(3) Iqlaab ( الإقلاب )

( ) it is a sound which emerges from the nasal passage without any function of the tongue

(4) Ikhfaa' ( الإخفاء )

( ) changing

(5) tanween ( التنوين )

( ) hiding or covering

(6) Noon sakinah ( النون ساكنة )

( ) it is a noon pronounced but not written

(7) Meem sakinah ( الميم الساكنة )

( ) clarity

(8) Al ghunnah ( الغنة )

( ) merging

**4- Circle the correct answer:**

a- The letter of Ikhfaa' shafawi is: (م، ن، ب)

b- The letters of Ith-haar are: (الباء - أ ه ع ح غ خ - فر من لب)

c- The letter of Idghaam shafawi is: (م - ف - ب)

d- The word which contains all the letters of Idghaam are:

(صف ذا ثنا - لن عمر - يرملون)

e- The letter of Iqlaab is: (ج - ب - ر)

f- The number of the letters of Ikhfaa'a is: ( 12 - 15 - 7 )

5- Match the following:

Ikhfaa'

[ 91: 7 ]

وَنَفْسٍ وَمَا سَوَّاهَا

Idghaam

[ 91: 10 ]

وَقَدْ خَابَ مَنْ دَسَّاهَا

Ghunnah

[ 91: 12 ]

إِذَا بُعِثَ أَشْقَاهَا

Iqlaab

[ 114: 12 ]

قُلْ أَعُوذُ بِرَبِّ النَّاسِ

**Teacher's Note:**

Learners should notice what replaces the noon and tanween in the cases of Iqlaab, Ikhfaa' and Idghaam.

## Other types of Idghaam

### أنواع أخرى من الإدغام

1- Idghaam of two identical letters: إدغام المتماثلين

2- Idghaam of two letters similar in nature: إدغام المتجانسين

3- Idghaam of letters close to each other: إدغام المتقاربين

#### 1- Idghaam of two identical letters: إدغام المتماثلين

Arabs used to insert two identical letters to ease pronunciation and avoid repetition of the same letters in a word or between two words; like double meem ( م + م ), double baa ( ب + ب ) etc.

When two exact same letters (have the same Makhraj<sup>1</sup> and Sifaat<sup>2</sup>) follow each other, the first is without a vowel (sakin) ساكن and the next one is with a vowel (Mutaharrik) متحرك (either in one word or two words), then they should be merged into each other with (ـّ) Shaddah on the second one.

Examples:

1. ب + ب = بّ

[ 2: 60 ] وَإِذْ أَسْتَسْقَىٰ مُوسَىٰ لِقَوْمِهِ فَقُلْنَا اضْرِبْ بِعَصَاكَ الْحَجَرَ

[ 27: 28 ] أَذْهَبَ بِكِنْتَىٰ هَذَا فَأَلْقَاهُ إِلَيْهِمْ ثُمَّ تَوَلَّىٰ عَنْهُمْ فَانظَرْ مَاذَا يَرْجِعُونَ

Circle the place of Idghaam of two identical letters

1) **Makhraj:** The place from which a letter is emitted (comes out) from the speech organ.

2) **Sifaat:** The special characteristics found in each letter to differentiate it from the other letters.

2. نُن = نُن + نُن

[ 48: 10 ] فَمَنْ تَكَثَّرَ فَإِنَّمَا يَنْكُثُ عَلَىٰ نَفْسِهِ ۗ

[ 43: 6 ] وَكَمْ أَرْسَلْنَا مِن نَّبِيِّ فِي الْأَوَّلِينَ

3. مُم = مُم + مُم

[ 5: 9 ] هُمْ مَغْفِرَةٌ وَأَجْرٌ عَظِيمٌ

[73 : 20 ] عَلِمَ أَن سَيَكُونُ مِنكُمْ مَّرْضَىٰ

In the case of two noons or two meems, ghunnah should be observed as mentioned previously in the noon and meem sakinah section.

## 2- Idghaam of two letters similar in nature إدغام المتجانسين

When two letters emerge from the same Makhraj but have different Sifaat and follow each other, the first letter is free of vowels while the second comes with a vowel, then the first letter should be merged with a shaddah on the second letter.

### Examples:

1. thal ( ذ ) is merged into tha ( ظ ), this occurs twice in Quran:

ذ + ظ

[ 4: 64 ] وَلَوْ أَنَّهُمْ إِذ ظَلَمُوا أَنفُسَهُمْ جَاءُوكَ فَاسْتَغْفَرُوا اللَّهَ

[ 43: 39 ] وَلَن يَنْفَعَكُمُ الْيَوْمَ إِذ ظَلَمْتُمْ أَتُكْرَفُونَ فِي الْعَذَابِ مُشْتَرِكُونَ

Circle the place of Idghaam  
of 2 letters similar in nature

2. ta' ( ت ) is merged into dal ( د ), this occurs twice in Quran:

ت + د

[ 7: 189 ] فَلَمَّا أَثْقَلَتْ دَعَا اللَّهَ رَبَّهُمَا لَئِن آتَيْتَنَا صَالِحًا لَنُكُونَنَّ مِنَ الشَّاكِرِينَ

[ 10: 89 ] قَالَ قَدْ أُجِيبَت دَعْوَتُكُمْ مَا فَاسْتَقِيمَا

3. dal ( د ) is merged into ta' ( ت ), this occurs several times in Quran:

د + ت

[ 109: 4 ] وَلَا أَنَا عَابِدٌ مَّا عَبَدْتُمْ

[ 74: 14 ] وَمَهَّدْتُ لَهُ تَمْهِيدًا

4. ta' ( ت ) is merged into ta' ( ط ), this also occurs repeatedly in Quran:

ت + ط

[ 61: 14 ] فَتَأْمَنَتْ طَأْفَةً مِّنْ بَنِي إِسْرَائِيلَ وَكَفَرَتْ طَأْفَةً

5. ta' ( ط ) is merged into ta' ( ت ), this occurs 4 times in Quran:

ط + ت

[ 39: 56 ] أَنْ تَقُولَ نَفْسٌ بِحَسْرَتٍ عَلَى مَا فَرَّطْتُ فِي جَنْبِ اللَّهِ

[ 27: 22 ] فَمَكَتْ غَيْرَ بَعِيدٍ فَقَالَ أَحَطْتُ بِمَا لَمْ تُحِطْ بِهِ

[ 12: 80 ] وَمِنْ قَبْلُ مَا فَرَّطْتُمْ فِي يُوسُفَ

[ 5: 28 ] لَئِن بَسَطْتَ إِلَيَّ يَدَكَ لَنُقْتِلَنِي

Since ta' ( ط ) is a very strong letter, its characteristic overwhelms ta ( ت ), thus idghaam is incomplete (إدغام ناقص) while in the other cases, idghaam is complete (إدغام كامل).

6. ba' ( ب ) is merged into meem ( م ), this occurs only once in Quran:

ب + م

[ 11: 42 ] يَبْنِي أَرْكَبَ مَعَنَا وَلَا تَكُن مَعَ الْكَافِرِينَ

7. tha' ( ث ) is merged into thal ( ذ ), this occurs once in Quran:

ث + ذ

[ 7: 176 ] فَثَلْهُ كَمَثَلِ الْكَلْبِ إِنْ تَحْمِلْ عَلَيْهِ يَلْهَثْ أَوْ تَرَكَهٗ  
يَلْهَثْ ذَلِكُمْ مِثْلُ الْقَوْمِ الَّذِينَ كَذَّبُوا بِآيَاتِنَا

ب      ث      ذ      ط      د      ت  
↓      ↓      ↓      ↓      ↓      ↙      ↘  
م      ذ      ظ      ت      ت      د      ط

### 3-Idghaam of letters close to each other: إدغام المتقاربين

This refers to those letters which are close to each other in Makhraj and Sifaat .The first letter is free of any vowel (ساكن), while the second letter comes with a vowel (متحرك), then the first letter should be merged with a shaddah on the second letter.

Circle the Idghaam  
of letters close to  
each other

1. laam ( ل ) is merged into raa ( ر ) as in:

ل + ر

[ 4 : 158 ] بَل رَفَعَهُ اللَّهُ إِلَيْهِ وَكَانَ اللَّهُ عَزِيزًا حَكِيمًا

[ 23: 29 ] وَقُلْ رَبِّ أَنْزِلْنِي مُنْزَلًا مُبَارَكًا

2. qaf ( ق ) is merged into kaaf ( ك ), this occurs once in Quran:

ق + ك

[77: 20]

أَلَمْ نَخْلُقْكُمْ مِّنْ مَّاءٍ مَّهِينٍ

ق



ك

ل



ر

## Activities

1- Write the number of the type of idghaam found in the following ayaat:

1- Two letters similar in nature

المتجانسين

[ 77: 20 ] أَلَمْ نَخْلُقْكُمْ مِّنْ مَّاءٍ مَّهِينٍ

[ 4: 158 ] بَلْ رَفَعَهُ اللَّهُ إِلَيْهِ وَكَانَ اللَّهُ عَزِيزًا حَكِيمًا

[ 11: 42 ] يَبْنِي أَرْكَبَ مَعْنَا وَلَا تَكُنْ مَعَ الْكٰفِرِينَ

[ 109: 4 ] وَلَا أَنَا عَابِدٌ مَّا عَبَدْتُمْ

2- Two letters close to each other

المتقاربين

[ 23: 29 ] وَقُلْ رَبِّ أَنْزِلْنِي مُنْزَلًا مُّبَارَكًا

[ 74: 14 ] وَمَهَّدَتْ لَهُ بُمُهَيْدًا

3- Two identical letters

المتماثلين

[ 4: 78 ] أَيْنَمَا تَكُونُوا يُدْرِكْكُمُ الْمَوْتُ وَلَوْ كُنْتُمْ فِي بُرُوجٍ مُّشِيدَةٍ

[ 7: 176 ] فَثَلَّهِ كَمَثَلِ الْكَلْبِ إِنْ تَحْمِلْ عَلَيْهِ يَلْهَثْ أَوْ تَتْرُكْهُ

[ 7: 176 ] يَلْهَثُ ذَلِكُمْ مِثْلُ الْقَوْمِ الَّذِينَ كَذَّبُوا بِآيَاتِنَا

[ 5: 61 ] وَإِذَا جَاءُوكُمْ قَالُوا آمَنَّا وَقَدْ دَخَلُوا بِالْكَفْرِ وَهُمْ قَدْ خَرَجُوا بِهِ

[ 36: 14 ] فَقَالُوا إِنَّا إِلَيْكُمْ مُّرْسَلُونَ

## 2-Find some examples from the Mus-haf for the following:

a) Idghaam of two letters similar in nature: .....

.....

b) Idghaam of letters close to each other: .....

.....

c) Idghaam of two identical letters: .....

.....

## 3- Match

No.	A		B
1	Two letters similar in nature إدغام المتجانسين	( )	Two exact same letters follow each other, the first is clear of any vowel (sakin)
2	Two identical letters إدغام المتماثلين	( )	Two letters emerge from the same Makhraj (مخرج) but have different Sifaat (صفات), the first is clear of any vowel (sakin)
3	Two letters close to each other إدغام المتقاربين	( )	Two letters near to each other in Makhraj (مخرج) and Sifaat (صفات) the first is clear of any vowel (sakin)

# Idghaam laam Shamsiyyah and Ith-haar laam Qamariyyah

إدغام اللام الشمسية وإظهار اللام القمرية

In the Arabic language, the ال precedes the noun and is connected to it with the absence of tanween at the end of the noun.

Although the (ال) does not change when it is written, its pronunciation depends upon the letter following it; it is subjected to the rules of idghaam and ith-haar.

## Idghaam laam Shamsiyyah:

When laam is followed by a letter close to it in the place of articulation (Makhraj) and in characteristics (sifaat), then the laam should be merged into that letter. Its rule is Idghaam and it is called idghaam shamsi. The letters of this case are fourteen:

ت ث د ذ ر ز س ش ص ض ط ظ ل ن

They are called "shamsiyyah letters" (الحروف الشمسية) because they are similar to the case of (ال and ش) as in the word (الشمس)

eg:

الشمس - الساعة - النار - الدّاريات - النّمرات - التّابون - اللّيل

## Ith-haar laam Qamariyyah:

When laam is followed by any other letter, a part from the letters of shamsiyyah, its rule is Ith-haar, and is called "Ith-haar qamari". The letters of this case are far from laam in articulation (Makhraj), so it is easy to pronounce the laam before them.

These letters are also fourteen:

أ ب ج ح خ ع غ ف ق ك م ه و ي

They are joined in this phrase (ابغ حجك وخف عقيمه).

They are called "qamariyyah letters" (الحروف القمرية) because they are similar to the case of (ال and ق) as in the word (القمر)

eg:

القمر - الملائكة - الجبل - العالمين - الكتاب - البيت

Circle the place of Laam shamsiyyah and Laam qamariyyah

[ 107: 3 ]

وَلَا يَحُضُّ عَلَىٰ طَعَامِ الْمِسْكِينِ

[ 102: 1 ]

أَلْهَكُمُ التَّكَاثُرُ

[ 101: 5 ]

وَتَكُونُ الْجِبَالُ كَالْعِهْنِ الْمَنْفُوشِ

[ 95: 1 ]

وَاللَّيْنِ وَالزَّيْتُونِ

[ 114: 1 ]

قُلْ أَعُوذُ بِرَبِّ النَّاسِ

[ 56: 1 ]

إِذَا وَقَعَتِ الْوَاقِعَةُ

## Activities

1- Put these words in the right places in the table below according to the type of laam:

الصّمد - أوسواس - الخناس - النَّاس - الجنة - النَّفَّاثَات  
الكوثر - البلد - الضّحى - الشّمس - القمر - اللّيل - الأولى

laam Qamariyah لام القمرية	laam Shamsiyah لام الشمسية

2- Recite the following Surahs, then underline each laam, write the words, then tell what it is called and its rule:

### Surah al-Kauthar(108)

بِسْمِ اللَّهِ الرَّحْمَنِ الرَّحِيمِ  
إِنَّا أَعْطَيْنَاكَ الْكَوْثَرَ ﴿١﴾ فَصَلِّ لِرَبِّكَ وَانْحَرْ ﴿٢﴾  
إِنَّ شَانِئَكَ هُوَ الْأَبْتَرُ ﴿٣﴾

In the word ..... the laam is ..... The rule is .....

In the word ..... the laam is ..... The rule is .....

### Surah Quraish (106)

بِسْمِ اللَّهِ الرَّحْمَنِ الرَّحِيمِ  
لَا يَلْفُفُ قُرَيْشٌ ﴿١﴾ لِفِيهِمْ رِحْلَةُ الشِّتَاءِ وَالصَّيْفِ  
فَلْيَعْبُدُوا رَبَّ هَذَا الْبَيْتِ ﴿٢﴾ الَّذِي أَطْعَمَهُمْ  
مِّنْ جُوعٍ وَءَامَنَهُمْ مِّنْ خَوْفٍ ﴿٣﴾

In the word ..... the laam is ..... The rule is .....

In the word ..... the laam is ..... The rule is .....

In the word ..... the laam is ..... The rule is .....

**3- Find some examples from the Mus-haf for the following:**

a) Idghaam Laam Shamsiyyah: .....

b) Ith-haar Laam Qamariyyah: .....

**4- Circle the letters in which the rule of laam (ل) is similar to the laam in the word (القمر)**

**And underline those in which the rule of laam (ل) is similar to the laam in the word (الشمس)**

ج	ث	ت	ب	أ
ر	ذ	د	خ	ح
ض	ص	ش	س	ز
ف	غ	ع	ظ	ط
ن	م	ل	ك	ق
ي	و	هـ		

## المد ( Lengthening ) Al-Medd

**Linguistic Definition:** Lengthening or extension.

**Applied Definition:** Lengthening the sound of a long vowel (letter of Medd) to make the words clear.

**The letters of Medd are three:**

1 - Alif Sakinah preceded by fathah .e.g. **جَا** and it is called  
**Medd bil-Alif** مد بالآلف

2 - Waaw Sakinah preceded by dhammah .e.g. **جُو** and it is called  
**Medd bil-Waaw** مد بالواو

3- Yaa Sakinah preceded by kasrah, .e.g. **جِي** and it is called  
**Medd bil-Yaa** مد بالياء

All three of the Medd letters appear in one word in the following examples: (أُوذِينَا) (نُوحِيهَا) (أُوتِينَا)

Blue color - Medd bilWaaw

Red color - Medd bil-Yaa

Green color - Medd bil-Alif

**The Medd is divided into two groups:**

1- Original Natural Medd مد أصلي طبيعي

2- Secondary Medd مد فرعي

---

### Teacher's Note:

Learners should find examples of Medd letters from the Surahs at the end of the book.

# The Rules of Al-Medd The Original Natural Medd

## المد الأصلي الطبيعي

This Medd is called so because it is the origin of all kinds of Medd and the person with a natural measure will not increase or decrease it.

The original natural Medd (Al Maedd Tabeei or Medd Al-Asli) is due to the presence of one of the Medd letters ( ا ، و ، ي ) as long as it is not followed by a hamzah or a sukoon.

e.g. بِسْمِ اللَّهِ الرَّحْمَنِ الرَّحِيمِ

### How long is this kind of Medd lengthened ?

It is lengthened for two counts (2 harakah)

لَنَا - قُلُوبٌ - عِبَادَنَا - أَعُوذُ - مُسْلِمِينَ - طِين

There are three other forms of Medd which are related to the Original Natural Medd. They are:

**1-The Exchange Medd (مد البَدَل - Medd Badal) (2 Harakah):** It is called Badal because of the exchange of a Medd letter for a hamzah.

e.g. ءَامَنَ الرَّسُولُ بِمَا أُنزِلَ إِلَيْهِ مِنْ رَبِّهِ. وَالْمُؤْمِنُونَ [ 2: 285 ] ءَامَنَ

أُولَئِكَ كَتَبَ فِي قُلُوبِهِمُ الْإِيمَانَ وَأَيَّدَهُمْ بِرُوحٍ مِنْهُ [ 58: 22 ] إِيْمَانِ

فَأَمَّا مَنْ أُوْتِيَ كِتَابَهُ بِيَمِينِهِ [ 84: 7 ] أُوْتِيَ

2- **The Substitute Medd** (مد العوض - Medd 'Iwadh) (2 harakah):  
When we stop on this word, Tanween al-Fath is substituted for a Medd

e.g. **وَرَأَيْتَ النَّاسَ يَدْخُلُونَ فِي دِينِ اللَّهِ أَفْوَاجًا** [ 110: 2 ] أفواجاً أفواجا  
**وَجَعَلْنَا النَّهَارَ مَعَاشًا** [ 78: 11 ] معاشاً معاشا  
**ذَلِكَ الْكِتَابُ لَا رَيْبَ فِيهِ هُدًى لِّلْمُتَّقِينَ** [ 2: 2 ] هدىً هدا

3 - **The Lesser Connecting Medd** (مد صلة صغرى - Medd Silah Sughra)  
(2 harakah):

Ha' refers to the third person masculine pronoun, coming at the end of a word meaning him/his.

e.g. **أَلَمْ نَجْعَلْ لَهُ عَيْنَيْنِ** [ 90: 8 ] له و لهو  
**فَقَالَ لِصَاحِبِهِ وَهُوَ يُحَاوِرُهُ أَنَا أَكْثَرُ مِنْكَ مَا لَأَوْ أَعَزُّ نَفَرًا** [ 18: 34 ] يحاوره و يحاورهو  
**اللَّهُ لَطِيفٌ بِعِبَادِهِ يَرْزُقُ مَن يَشَاءُ** [ 42: 19 ] بعباده

This is applied when the following conditions are present:

- 1 - No sukoon or Medd precedes Haa.
- 2 - Haa is not followed by a hamzah.

## Activities

### 1- Match the Ayah and the kind of Medd:

- |    |                                  |                          |  |
|----|----------------------------------|--------------------------|--|
| 1- | Substitute Medd<br>مد عوض        | [ 88: 16 ]<br>[ 88: 5 ]  | وَزَرَأِي مَبْثُوثَةٌ<br>تُسْقَى مِنْ عَيْنٍ أَنِيبَةٍ             |
| 2- | Lesser Connecting Medd<br>مد صلة | [ 88: 1 ]                | هَلْ أَتَاكَ حَدِيثُ الْغَاشِيَةِ                                  |
| 3- | Exchange Medd<br>مد بدل          | [ 84: 15 ]<br>[ 100: 1 ] | بَلَىٰ إِنَّ رَبَّهُ كَانَ بِهِ بَصِيرًا<br>وَالْعَادِيَتِ ضَبْحًا |
| 4- | Natural medd<br>مد طبيعي         | [ 100: 7 ]<br>[ 96: 7 ]  | وَإِنَّهُ عَلَىٰ ذَٰلِكَ لَشَهِيدٌ<br>أَنْ رَأَاهُ اسْتَغْنَىٰ     |

### 2- Find some examples from the Mus-haf for the following:

- Medd Tabi'ee: .....
- Medd Iwadh: .....
- Medd Silah Sughra: .....
- Medd Badal: .....
- Natural Medd: .....

## المد الفرعي The Secondary Medd

Definition: It is to lengthen for a longer timing than that of the Natural Medd due to a hamzah or a sukoon following it.

### 1- Medd due to a hamzah

No	Name of the Medd		Circle the place of the Medd Mutasel
1	Medd Mutasel (Connected) مد متصل		
	Medd Mutasel	It occurs when a hamzah follows the Medd letter in the same word	
	No. of counts (harakah)	4 or 5 harakah	
	Examples	طَائِفَةٌ - عَائِلًا - خَطِيئَةٌ - جِرَاءٌ	Circle the place of Medd Munfasel
2	Medd Munfasel (Separated) مد منفصل		
	Medd Munfasel	It occurs when a Medd letter is the last letter of the first word and the hamzah is the first letter of the next word	
	No. of counts (harakah)	4 or 5 harakah	
	Examples	يَأْتِيهَا النَّاسُ - فِي أَنْفُسِهِمْ	Circle the place of the Medd Silah Kubra
3	Medd Silah Kubra (Greater Connected) مد صلة كبرى		
	Medd Silah Kubra	It occurs when the letter هـ - هـ (which is the third person masculine pronoun) comes at the end of a word and the following word starts with hamzah	
	No. of counts (harakah)	2, 4 or 5 harakah	
	Examples	وَتَأْتِيهِمْ وَاحِدٌ - يُؤَدِّهِ إِلَيْكَ	

#### Teacher's Note:

The Learners should practice this Medd.

## Activities

Complete the followings with the suitable kinds of Medd which caused by Hamzah:

a- [ 83: 12 ] وَمَا يَكْتُوبُ بِهِ إِلَّا كُلُّ مُعْتَدِرٍ آثِمٍ

The Medd rule in this Ayah is ..... in the word .....  
because .....

b- [ 84: 15 ] بَلَىٰ إِنَّ رَبَّهُ كَانَ بِهِ بَصِيرًا

The Medd rule in this Ayah is ..... in the word .....  
because .....

c- [ 79: 31 ] أَخْرَجَ مِنْهَا مَاءَهَا وَمَرْعَاهَا

The Medd rule in this Ayah is ..... in the word .....  
because .....

d- [ 79: 18 ] فَقُلْ هَلْ لَكَ إِلَٰهٌ إِلَّا أَن تَرْكَبُنِي

The Medd rule in this Ayah is ..... in the word .....  
because .....

e- [ 80: 8 ] وَأَمَّا مَنْ جَاءَكَ يَسْعَىٰ

The Medd rule in this Ayah is ..... in the word .....  
because .....

f- [ 90: 7 ] أَيْحَسِبُ أَنَّ لَمُّرَّهُمْ أَحَدٌ

The Medd rule in this Ayah is ..... in the word .....  
because .....

## 2- Medd due to a Sukoon

Medd Lazem المد اللازم (the Compulsory Medd) is divided into four categories:

- 1) Medd Lazem kalimi مد لازم كلمي - the Compulsory Word Medd
- 2) Medd Lazem Harfi مد لازم حرفي - the Compulsory Letter Medd
- 3) Medd 'Aaredh li Sukoon المد العارض للسكون - the Medd exposed to Sukoon
- 4) Medd Leen مد اللين - the Soft Lengthening Medd

No	Name of the Medd	
1.	<b>Medd Lazim Kalimi (Compulsory Word Medd) مد لازم كلمي</b>	
	a)	<b>Mukhafaf (Light) مخفف</b>
		<b>Medd Lazim Kalimi Mukhafaf</b> It occurs when an original sukoon follows a medd letter in one word.
		<b>No. of counts</b> 6 harakah
		<b>Examples</b> Occurs two times in one word in the Quran in Surah Yunus, verses : 51 and 91 - <b>ءَأَفَنَ</b>
	b)	<b>Muthaqal (Heavy) مثقل</b>
		<b>Medd Lazim Kalimi Muthaqal</b> It occurs when a shaddah comes after a medd letter in one word.
		<b>No. of counts</b> 6 harakah
		<b>Examples</b> <b>أَضَالِينَ - الطَّائِمَةُ - الحَاقَةُ - ءَأَلَّذَكْرَيْنَ</b>

No	Name of the Medd	
2.	<b>Medd Lazim Harfi (Compulsory Letter Medd)</b> مد لازم حرفي	
	<b>a)</b>	<b>Mukhafaf (Light)</b>
	<b>Medd Lazim Harfi Mukhafaf</b>	It occurs when a letter with sukoon follows the medd letter.
	<b>No. of counts</b>	6 harakah
	<b>Examples</b>	قَ قَافٌ - صَّ صَّادٌ
	<b>b)</b>	<b>Muthaqal (Heavy)</b>
	<b>Medd Lazim Harfi Muthaqal</b>	It occurs when a merged letter follows the medd letter.
	<b>No. of counts</b>	6 harakah
	<b>Examples</b>	We read as: اَلْفَ لَامٍ مِّيمٍ اَلْمَ

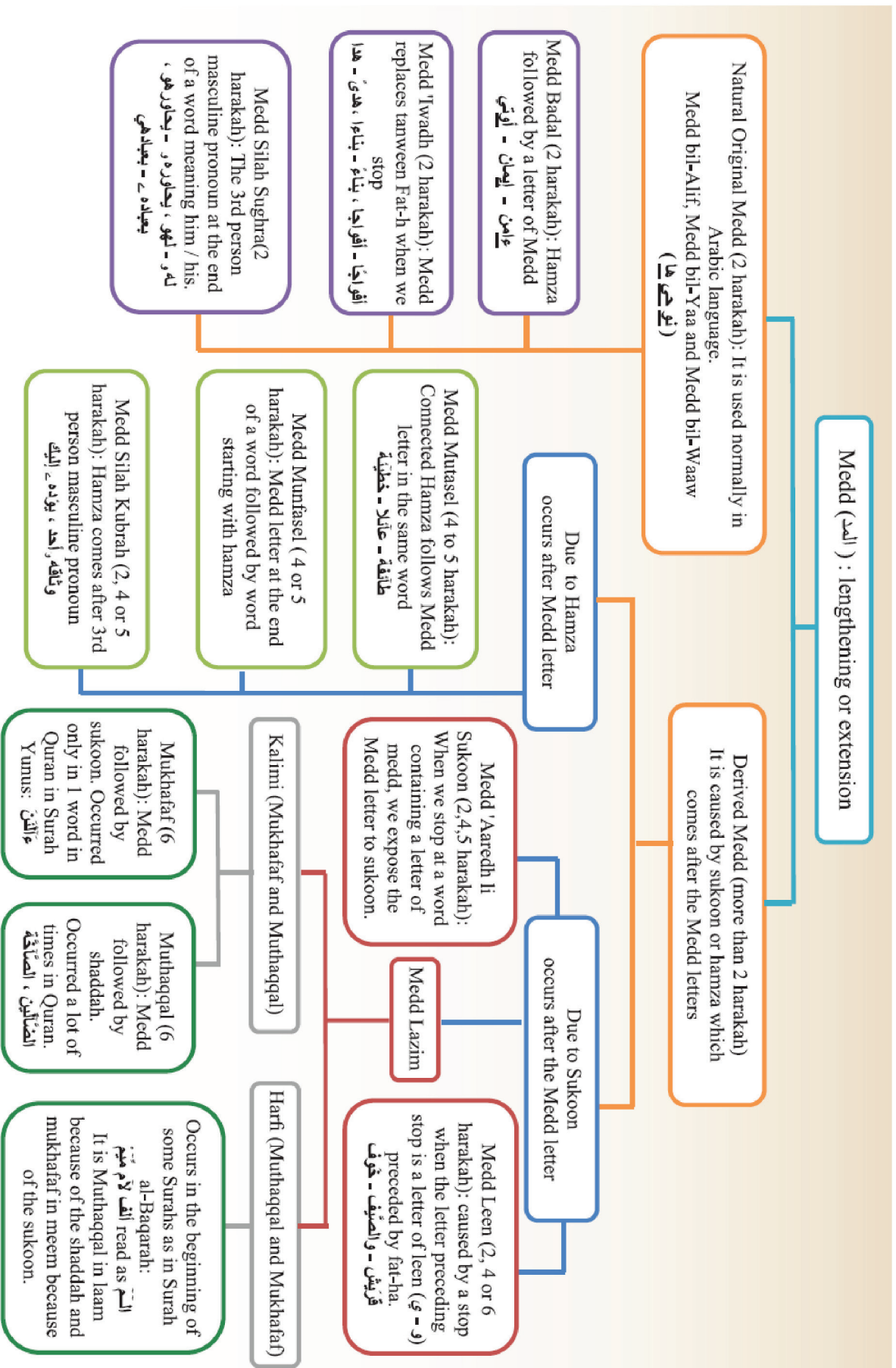
#### Teacher's Note:

The teacher should clarify that the Shaddah is two letters, one with sukoon and the second with vowel .e.g. شَدَّةٌ : شَدَّةٌ and مَدٌّ : مَدٌّ

No.	Name of the Medd	
3.	<b>Medd 'Aaredh li Sukoon (Medd exposed to Sukoon)</b> المد العارض للسكون	
	Medd 'Aaredh li Sukoon	When we stop at the end of a word which contains a letter of Medd before the last letter, we are exposing the Medd letter to a sukoon.
	No. of counts	2, 4 or 6 harakah
	Examples	بَصِيرًا - الْحِسَابِ - تَعَلَّمُونَ
4.	<b>Medd Leen (Soft Lengthening Medd)</b> مد اللين	
	Medd Leen	Also caused by a stop when the letter preceding the stop is a letter of leen (و or ي) preceded by fat-ha.
	No. of counts	2, 4 or 6 harakah
	Examples	السَّوَاءِ - خَوْفٍ - قُرَيْشٍ - وَالصَّيْفِ

Circle the place of Medd 'Aaredh li Sukoon

Circle the place of Medd Leen



## Activities

1- Identify the Medd type and its length in the underlined words and circle the place of Medd:

Length of Medd	Type of Medd	Ayah
		[23: 106] وَكُنَّا قَوْمًا ضَالِّينَ
		[64: 6] ذَلِكَ بِأَنَّهُ كَانَتْ تَأْتِيهِمْ رُسُلُهُمْ بِالْبَيِّنَاتِ
		[108: 1] إِنَّا أَعْطَيْنَاكَ الْكَوْثَرَ
		[84: 1] إِذَا السَّمَاءُ أَنْشَقَّتْ
		[10: 51] أَثُمَّ إِذَا مَا وَقَعَ آمَنُكُمْ بِهِ ؕ الْكُنْ وَكُنْكُمْ بِهِ تَسْتَعْجِلُونَ

فَإِذَا جَاءَتِ الصَّاحَّةُ ﴿٣٢﴾ يَوْمَ يَقْرَأُ الْمَرْءُ مِنْ أَخِيهِ ﴿٣٤﴾ وَأُمِّهِ وَأَبِيهِ ﴿٣٥﴾  
 وَصَحْبِهِ وَبَنِيهِ ﴿٣٦﴾ لِكُلِّ أَمْرٍ مِنْهُمْ يَوْمَئِذٍ شَأْنٌ يُغْنِيهِ ﴿٣٧﴾

[80 : 33 -37]

2- Circle the following types of Medd in the verses above, and then write them in the spaces below:

Medd Mutasel مد متصل : .....

Medd Silah مد صلة : .....

Medd Lazem مد لازم : .....

Medd 'Aaredh li Sukoon مد عارض للسكون : .....

Medd Tabee'i مد طبيعي : .....

3 - Identify the type of Medd and its length in the underlined words in the following table:

Length of Medd	Type of Medd	The Ayah
		[2: 1] <u>الْم</u>
		[4: 122] <u>وَعَدَ اللَّهُ حَقًّا</u>
		[31: 2] <u>تِلْكَ آيَاتُ الْكِتَابِ الْحَكِيمِ</u>
		[88: 21] <u>فَذَكِّرْ إِنَّمَا أَنْتَ مُذَكِّرٌ</u>

4- Find some examples from the Mus-haf for the following:

- Medd Mutasel: .....
- Medd Munfasel: .....
- Medd Silah Kubrah: .....
- Medd Lazim Kalimi Mukhafaf: .....
- Medd Lazim Kalimi Muthaqqal: .....
- Medd Lazim Harfi Mukhafaf: .....
- Medd Lazim Harfi Muthaqqal: .....
- Medd 'Aaredh li Sukoon: .....
- Medd Leen: .....

## Activities

1- Write the rules of tajweed from the following Surah:

بِسْمِ اللَّهِ الرَّحْمَنِ الرَّحِيمِ  
هَلْ أَتَاكَ حَدِيثُ الْغَاشِيَةِ ﴿١﴾ وَجُوهٌ يَوْمَئِذٍ خَاشِعَةٌ ﴿٢﴾  
عَامِلَةٌ نَاصِبَةٌ ﴿٣﴾ تَصَلَّى نَارًا حَامِيَةً ﴿٤﴾ تُسْقَى مِنْ عَيْنٍ عَائِنَةٍ ﴿٥﴾  
لَيْسَ لَهُمْ طَعَامٌ إِلَّا مِنْ ضَرِيحٍ ﴿٦﴾ لَا يُسْمِنُ وَلَا يُغْنِي مِنْ جُوعٍ ﴿٧﴾  
وَجُوهٌ يَوْمَئِذٍ تَائِعَةٌ ﴿٨﴾ لَسَعِيهَا رَاضِيَةٌ ﴿٩﴾ فِي جَنَّةٍ عَالِيَةٍ ﴿١٠﴾  
لَا تَسْمَعُ فِيهَا لَغِيَةً ﴿١١﴾ فِيهَا عَيْنٌ جَارِيَةٌ ﴿١٢﴾ فِيهَا سُرُرٌ مَرْفُوعَةٌ ﴿١٣﴾  
وَأَكْوَابٌ مَوْضُوعَةٌ ﴿١٤﴾ وَنَمَارِقُ مَصْفُوفَةٌ ﴿١٥﴾ وَزَرَابِيُّ مَبْثُوثَةٌ ﴿١٦﴾

### Teacher's Note:

The teacher can return to this page to find examples for the rules that he / she is teaching.

أَفَلَا يَنْظُرُونَ إِلَى الْإِبِلِ كَيْفَ خُلِقَتْ ﴿١٧﴾ وَإِلَى السَّمَاءِ كَيْفَ  
رُفِعَتْ ﴿١٨﴾ وَإِلَى الْجِبَالِ كَيْفَ نُصِبَتْ ﴿١٩﴾ وَإِلَى الْأَرْضِ كَيْفَ  
سُطِحَتْ ﴿٢٠﴾ فَذَكِّرْ إِنَّمَا أَنْتَ مُذَكِّرٌ ﴿٢١﴾ لَسْتَ عَلَيْهِمْ  
بِمُصَيِّرٍ ﴿٢٢﴾ إِلَّا مَنْ تَوَلَّى وَكَفَرَ ﴿٢٣﴾ فَيُعَذِّبُهُ اللَّهُ الْعَذَابَ  
الْأَكْبَرَ ﴿٢٤﴾ إِنَّ إِلَيْنَا إِيَابَهُمْ ﴿٢٥﴾ ثُمَّ إِنَّ عَلَيْنَا حِسَابَهُمْ ﴿٢٦﴾

.....

.....

.....

.....

.....

.....

.....

.....

.....

.....

.....

أَوَلَمْ يَرَوْا إِلَى الطَّيْرِ فَوْقَهُمْ صَفَّتْ وَيَقْبِضْنَ مَا  
يُمْسِكُهُنَّ إِلَّا الرَّحْمَنُ إِنَّهُ بِكُلِّ شَيْءٍ بَصِيرٌ ﴿١٩﴾ أَمَّنْ هَذَا الَّذِي  
هُوَ جُنْدٌ لَكُمْ يَنْصُرُكُمْ مِنْ دُونِ الرَّحْمَنِ إِنَّ الْكُفْرَانَ إِلَّا فِي غُرُورٍ

[67: 19-20]

**2- From the above verses, write the words that contain the following rules:**

a- Ith-haar shafawi ( إظهار شفوي ): .....

b- Ith-haar Halqi ( إظهار حلقي ): .....

c- Ikhfaa' ( إخفاء ): .....

d- Idghaam without ghunnah ( إدغام بغير غنة ): .....

e- Iqlaab ( إقلاب ): .....

f- Medd Lazim ( مد لازم ): .....

g- Idghaam shafawi ( إدغام شفوي ): .....

h- Idghaam shamsi ( إدغام شمسي ): .....

i- Ith-haar Qamari ( إظهار قمري ): .....

j- Medd Tabeei' ( مد طبيعي ): .....

بِسْمِ اللَّهِ الرَّحْمَنِ الرَّحِيمِ

الْم ﴿١﴾ تِلْكَ آيَاتُ الْكِتَابِ الْحَكِيمِ ﴿٢﴾ هُدًى وَرَحْمَةً  
لِّلْمُحْسِنِينَ ﴿٣﴾ الَّذِينَ يُقِيمُونَ الصَّلَاةَ وَيُؤْتُونَ الزَّكَاةَ وَهُمْ  
بِالْآخِرَةِ هُمْ يُوقِنُونَ ﴿٤﴾ أُولَئِكَ عَلَى هُدًى مِّن رَّبِّهِمْ وَأُولَئِكَ  
هُمُ الْمُفْلِحُونَ ﴿٥﴾ وَمِنَ النَّاسِ مَن يَشْتَرِي لَهْوَ الْحَدِيثِ  
لِيُضِلَّ عَن سَبِيلِ اللَّهِ بِغَيْرِ عِلْمٍ وَيَتَّخِذَهَا هُزُوًا أُولَئِكَ لَهُمْ  
عَذَابٌ مُّهِينٌ ﴿٦﴾ وَإِذَا نَتَلَىٰ عَلَيْهِ آيَاتُنَا وَلَّىٰ مُسْتَكْبِرًا  
كَأَن لَّمْ يَسْمَعْهَا كَأَنَّ فِي أُذُنَيْهِ وَقْرًا فَبَشَّرَهُ بِعَذَابٍ أَلِيمٍ ﴿٧﴾

[31: 1-7]

**3- From the above verses, write the words that contain the following rules:**

- a - Ikhfaa' (إخفاء): .....
- b - Medd Lazim Harfi Mukhafaf (مد لازم حرفي مخفف): .....
- c - Medd Lazim Harfi Muthaqqal (مد لازم حرفي مثقل): .....
- d - Medd Munfasel Jaiz (مد منفصل جائز): .....
- e - Medd Mutasel Wajib (مد متصل واجب): .....
- f - Idghaam shamsi (إدغام شمسي): .....
- g - Ith-haar Qamari (إظهار قمري): .....
- h - Medd Badal (مد بدل): .....
- i - Medd Iwadh (مد عوض): .....
- j - Ikhfaa' shafawi (إخفاء شفوي): .....
- k - Ith-haar shafawi (إظهار شفوي): .....



بِسْمِ اللَّهِ الرَّحْمَنِ الرَّحِيمِ

# TAJWEED

*the easy way*

**Part 1**

**Read our other books**

